

Performance Test Report



| | |
|----------|-------------------------|
| Date | Aug 12, 2014 5:31:49 PM |
| Project | RIGOR_1 |
| Scenario | scenario1 |
| Comment | |
| Notes | |

Report generated by **NeoLoad 5.0**

Table of Contents..... 2

Summary..... 3

 Results summary..... 3

 Statistics Summary..... 3

 Hot spots..... 4

 Errors..... 4

 Alerts..... 4

 General statistics..... 4

Scenario 5

Cloud.....

Populations..... 6

Virtual Users..... 7

Containers..... 8

Pages..... 10

Media Contents..... 12

Push messages..... 9

Monitors..... 13

Main graphs..... 14

 Average page response time..... 14

 Average request response time..... 15

 Average response time (containers)..... 16

 Hits per second..... 17

 Errors..... 18

 Throughput..... 19

Graph board..... 20

 User Load and Error Rate..... 20

 Overall Throughput..... 21

 Load Generators CPU usage..... 22

Graph board_1..... 23

 User Load and Error Rate..... 23

 Overall Throughput..... 24

 Load Generators CPU usage..... 25

Graph board_2..... 26

 User Load and Error Rate..... 26

 Overall Throughput..... 27

 Load Generators CPU usage..... 28

Summary

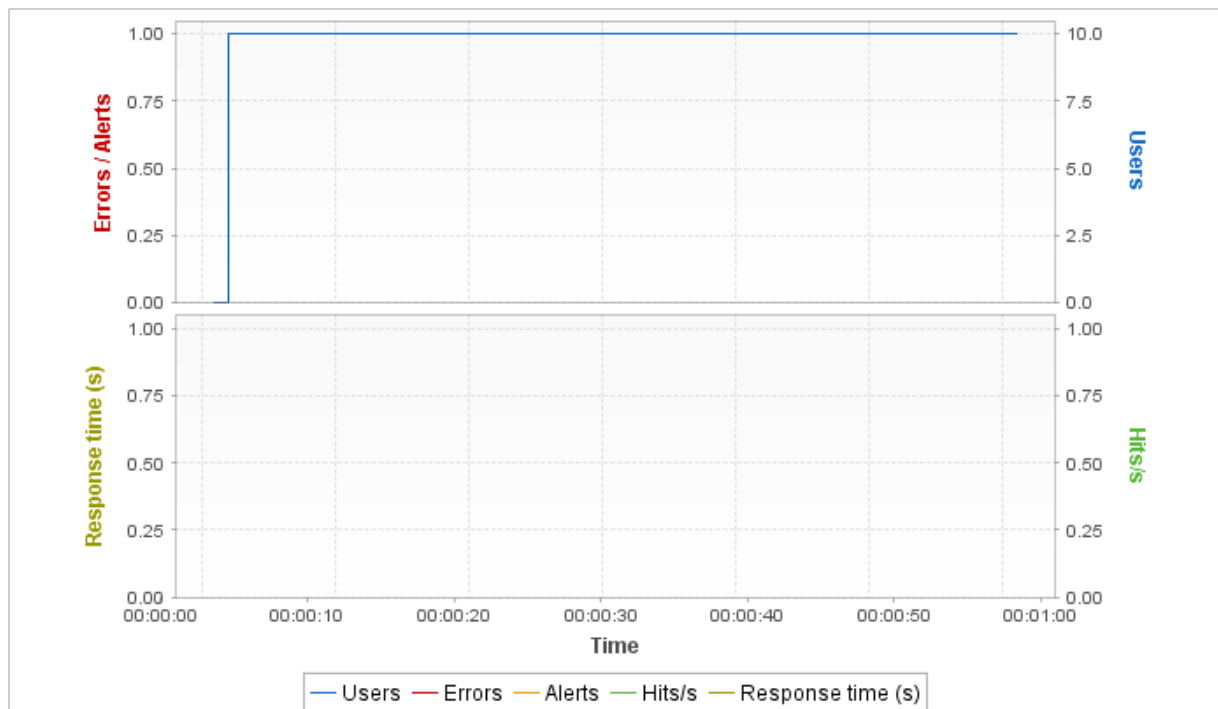
Results summary

| | | | |
|-------------------|-------------------------|--------------------|---|
| Project | RIGOR_1 | Load Policy | • The population lpad_population is constant with 10 users. |
| Scenario | scenario1 | Description | |
| Start date | Aug 12, 2014 5:31:49 PM | Filters | None |
| End date | Aug 12, 2014 5:32:50 PM | Debug | Disabled |
| Duration | 00:01:00 | | |
| LG Hosts | localhost | | |

Statistics Summary

| | | | | | |
|-----------------------------------|--------|---|--------------------------------------|-----------|---|
| Total pages | 0 | — | Average pages/s | 0.0 | — |
| Total hits | 0 | — | Average hits/s | 0.0 | — |
| Total users launched | 10 | — | Average Request response time | 0 s | — |
| Total iterations completed | 100 | — | Average Page response time | 0 s | — |
| Total throughput | 0.0 MB | — | Average throughput | 0.00 Mb/s | — |
| Total hit errors | 0 | — | Error rate | 0 % | — |
| Total action errors | 0 | — | Total duration alerts | 0 % | — |

— = No SLA
  = Passed
  = Acceptable
  = Failed



Hot spots

Top 5 errors

No errors on pages

Top 5 alerts

No alerts

First critical alerts

No alerts

Top 5 average response time (Pages)

Empty list

Top 5 maximum response time (Pages)

Empty list

Errors

Request errors

No errors

Action errors

No errors

Alerts

No alerts

General statistics

| Min | Avg | Max | Hits | Err | % of Err | Med | Avg-90% | Std Dev | SLA Profile |
|--------------------------|------|------|------|-----|----------|-------|---------|---------|-------------|
| All Virtual Users | | | | | | | | | |
| 59.7 | 59.7 | 59.7 | 10 | 0 | 0 | 59.7 | 59.7 | <0.01 | - |
| All containers | | | | | | | | | |
| <0.01 | 4.5 | 6.03 | 120 | 0 | 0 | <0.01 | <0.01 | <0.01 | - |

Scenario

Summary

| | | | |
|-------------------|-------------------------|--------------------|---|
| Project | RIGOR_1 | Load Policy | • The population Ipad_population is constant with 10 users. |
| Scenario | scenario1 | | |
| Start date | Aug 12, 2014 5:31:49 PM | Description | |
| End date | Aug 12, 2014 5:32:50 PM | | |
| Duration | 00:01:00 | Filters | None |
| LG Hosts | localhost | Debug | Disabled |

Populations

Ipad_population

| Virtual user | Percentage | WAN Emulation | Signal strength | Bandwidth # | Latency # | Packet loss % # | Bandwidth # | Latency # | Packet loss % # | Browser | Handle cookies | Connection | Handle cache |
|--------------|------------|---------------|-----------------|-------------|-----------|-----------------|-------------|-----------|-----------------|--------------|----------------|------------|--------------|
| ipad2 | 100.0% | Unlimited | | Unlimited | 0ms | 0% | Unlimited | 0ms | 0% | Recorded one | Yes | 6 | As recorded |

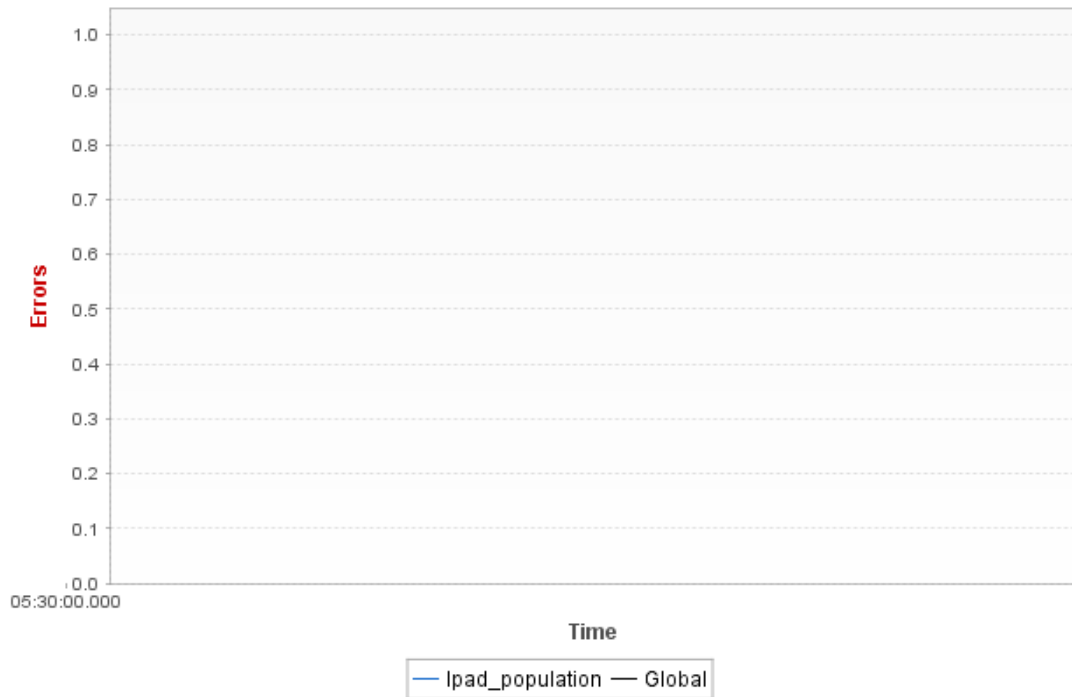
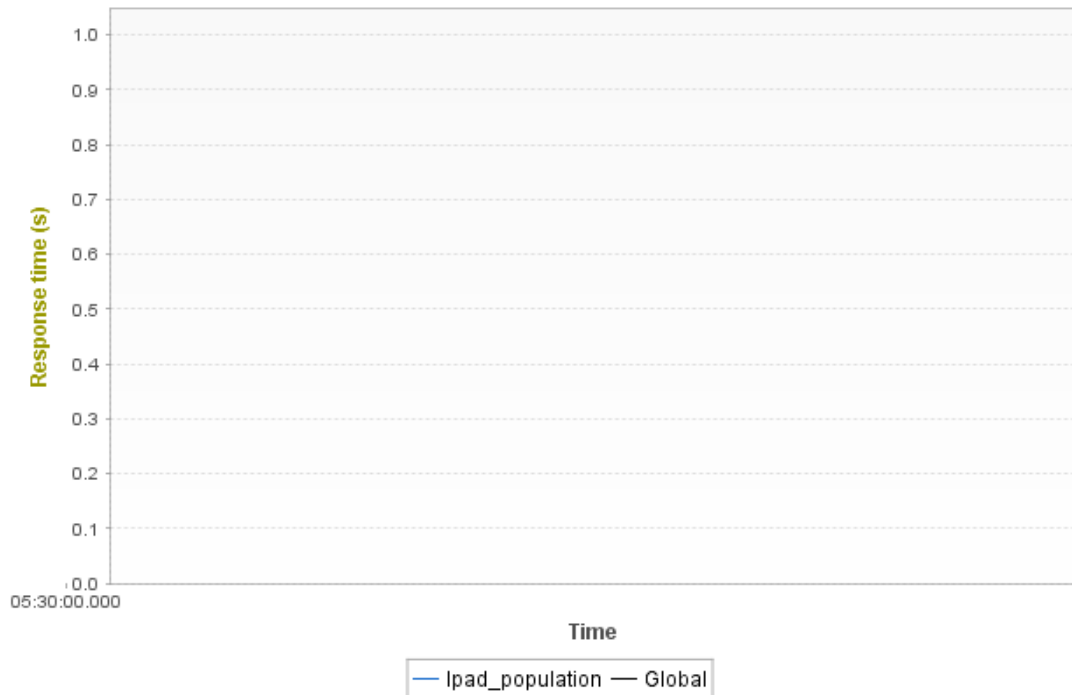
Virtual user profiles

| Name | Description | On failed assertion | On error | Think time | Thinktime range |
|-------|-------------|---------------------|------------|------------|-----------------|
| ipad2 | | Do nothing | Do nothing | From pages | 0% |

Rendezvous

| Enabled | Name | Policy | Value | Timeout |
|---------|--------------|------------|-------|---------|
| Yes | start | Percentage | 100 | 300 s |
| Yes | click button | Percentage | 100 | 300 s |
| Yes | complete | Percentage | 100 | 300 s |

Graphs




Statistics

| Population | Total hits | Average hits/s | Avg. Page res. time | Error rate |
|-----------------|------------|----------------|---------------------|------------|
| Ipad_population | 0 (- %) | 0.0 | 0s (- %) | 0% (- %) |
| Global | 0 (100%) | 0.0 | 0s | 0% |

Virtual Users





Virtual Users

| | Min | Avg | Max | Hits | Err | % of Err | Med | Avg-90% | Std Dev | SLA Profile |
|---|------|------|------|------|-----|----------|------|---------|---------|-------------|
|  ipad2 | 59.7 | 59.7 | 59.7 | 10 | 0 | 0 | 59.7 | 59.7 | <0.01 | - |

Shared containers

| Min | Avg | Max | Hits | Err | % of Err | Med | Avg-90% | Std Dev | SLA Profile |
|------------|-----|-----|------|-----|----------|-----|---------|---------|-------------|
| Empty list | | | | | | | | | |

ipad2

| Min | Avg | Max | Hits | Err | % of Err | Med | Avg-90% | Std Dev | SLA Profile |
|---|-------|-------|------|-----|----------|-------|---------|---------|-------------|
|  ipad2 | | | | | | | | | |
| 59.7 | 59.7 | 59.7 | 10 | 0 | 0 | 59.7 | 59.7 | <0.01 | - |
|  Init | | | | | | | | | |
| <0.01 | <0.01 | <0.01 | 10 | 0 | 0 | <0.01 | <0.01 | <0.01 | - |
|  Actions | | | | | | | | | |
| 5.82 | 5.99 | 6.03 | 90 | 0 | 0 | <0.01 | <0.01 | <0.01 | - |
|  End | | | | | | | | | |
| <0.01 | <0.01 | <0.01 | 10 | 0 | 0 | <0.01 | <0.01 | <0.01 | - |

Push messages

Shared containers

| Min | Avg | Max | Hits | Err | % of Err | Med | Avg-90% | Std Dev | SLA Profile |
|------------|-----|-----|------|-----|----------|-----|---------|---------|-------------|
| Empty list | | | | | | | | | |

ipad2

| Min | Avg | Max | Hits | Err | % of Err | Med | Avg-90% | Std Dev | SLA Profile |
|------------|-----|-----|------|-----|----------|-----|---------|---------|-------------|
| Empty list | | | | | | | | | |

Shared containers

| Min | Avg | Max | Hits | Err | % of Err | Med | Avg-90% | Std Dev | SLA Profile |
|------------|-----|-----|------|-----|----------|-----|---------|---------|-------------|
| Empty list | | | | | | | | | |

ipad2

| Min | Avg | Max | Hits | Err | % of Err | Med | Avg-90% | Std Dev | SLA Profile |
|------------|-----|-----|------|-----|----------|-----|---------|---------|-------------|
| Empty list | | | | | | | | | |

Shared containers

| SLA | Worst Value | Severity |
|------------|-------------|----------|
| Empty list | | |

ipad2

| SLA | Worst Value | Severity |
|------------|-------------|----------|
| Empty list | | |

ipad2

| Count | Errors | Bitrate | Played Time | Lag Duration | Lag Ratio | Fill Buffer Duration |
|------------|--------|---------|-------------|--------------|-----------|----------------------|
| Empty list | | | | | | |

NeoLoad

Performance Counters

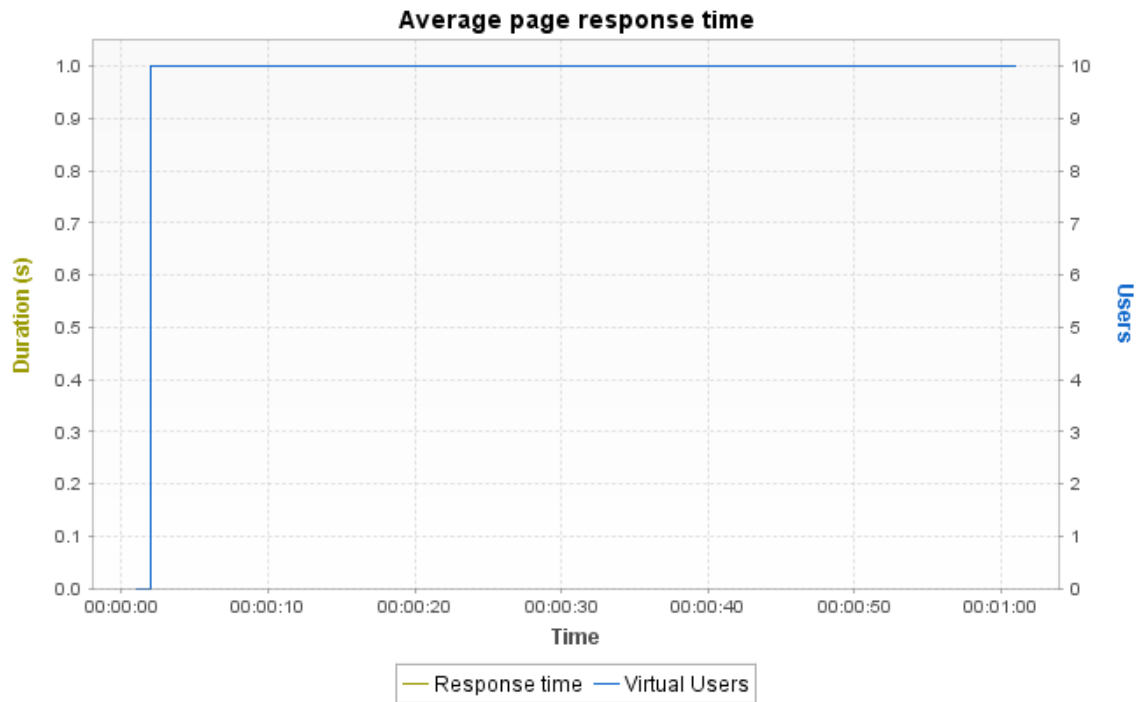
| Min | Avg | Max | Med | Avg-90% | Std Dev |
|---------------------------------------|------|-----|-----|---------|---------|
| NeoLoad/User Load | | | | | |
| 0 | 9.84 | 10 | 10 | 10 | 1.28 |
| NeoLoad/Throughput | | | | | |
| 0 | 0 | 0 | 0 | 0 | 0 |
| NeoLoad/Alerts | | | | | |
| 0 | 0 | 0 | 0 | 0 | - |
| NeoLoad/Critical Alerts | | | | | |
| 0 | 0 | 0 | 0 | 0 | - |
| NeoLoad/Warning Alerts | | | | | |
| 0 | 0 | 0 | 0 | 0 | - |
| NeoLoad/Default zone/User Load | | | | | |
| 0 | 9.84 | 10 | 10 | 10 | 1.28 |

LG localhost

Performance Counters

| Min | Avg | Max | Med | Avg-90% | Std Dev |
|--|-------|-------|-----|---------|---------|
| LG localhost/CPU | | | | | |
| 0 | 5.49 | 40 | 5 | 4.89 | 4.85 |
| LG localhost/Memory | | | | | |
| 7 | 10.93 | 11 | 11 | 11 | 0.512 |
| LG localhost/Throughput | | | | | |
| 0 | 0 | 0 | 0 | 0 | 0 |
| LG localhost/User Load | | | | | |
| 0 | 9.84 | 10 | 10 | 10 | 1.28 |
| LG localhost/Network/Segments sent/sec. | | | | | |
| 0 | 0 | 0 | 0 | 0 | 0 |
| LG localhost/Network/Segments retransmitted/sec. | | | | | |
| 0 | 0 | 0 | 0 | 0 | 0 |
| LG localhost/Network/net4 (Qualcomm Atheros AR5BWB222 Wi...gabits received/sec. | | | | | |
| 0 | 0.002 | 0.023 | 0 | 0.002 | 0.004 |
| LG localhost/Network/net4 (Qualcomm Atheros AR5BWB222 Wi...)/Megabits sent/sec. | | | | | |
| 0 | 0.001 | 0.015 | 0 | 0.001 | 0.002 |
| LG localhost/Network/eth3 (Broadcom NetLink (TM) Gigabit...gabits received/sec. | | | | | |
| 0 | 0 | 0 | 0 | 0 | - |
| LG localhost/Network/eth3 (Broadcom NetLink (TM) Gigabit...)/Megabits sent/sec. | | | | | |
| 0 | 0 | 0 | 0 | 0 | - |
| LG localhost/lpad_population/User Load | | | | | |
| 0 | 9.84 | 10 | 10 | 10 | 1.28 |
| LG localhost/lpad_population/ipad2/User Load | | | | | |
| 0 | 9.84 | 10 | 10 | 10 | 1.28 |

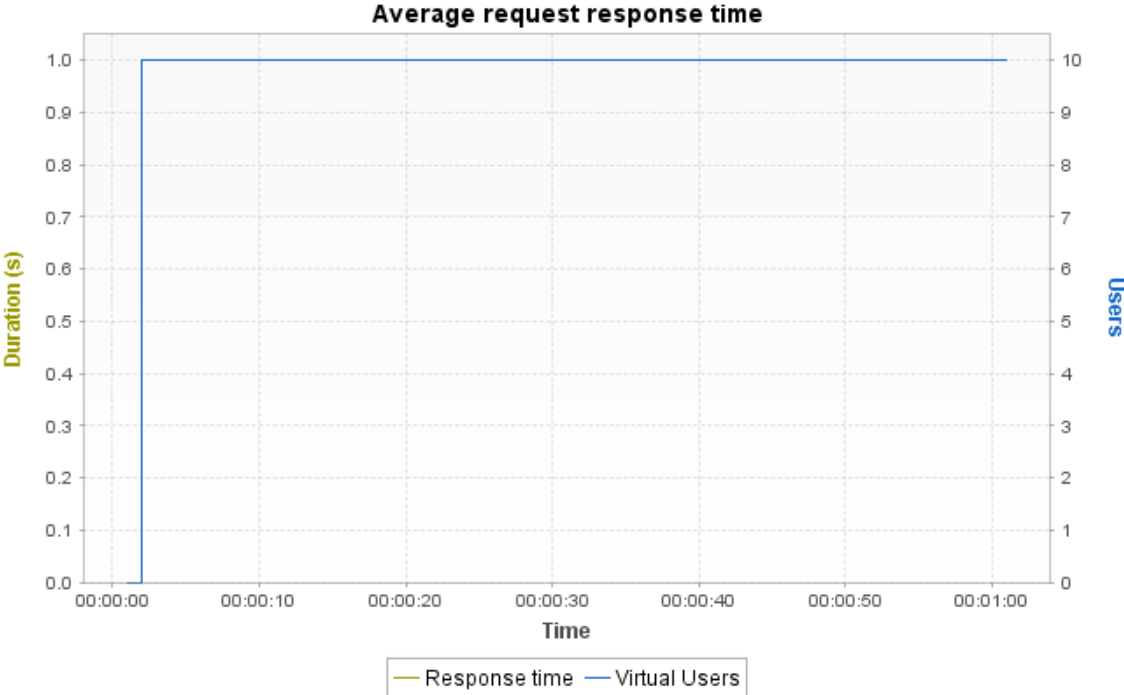
Average page response time



| Graph Min | Average | Graph Max | Graph Median | Graph Avg-90% | Graph Std. Dev. |
|-----------|---------|-----------|--------------|---------------|-----------------|
| 0 | 0 | 0 | 0 | 0 | 0 |

Notes: Displays the average response time, in seconds, of all pages during the test.

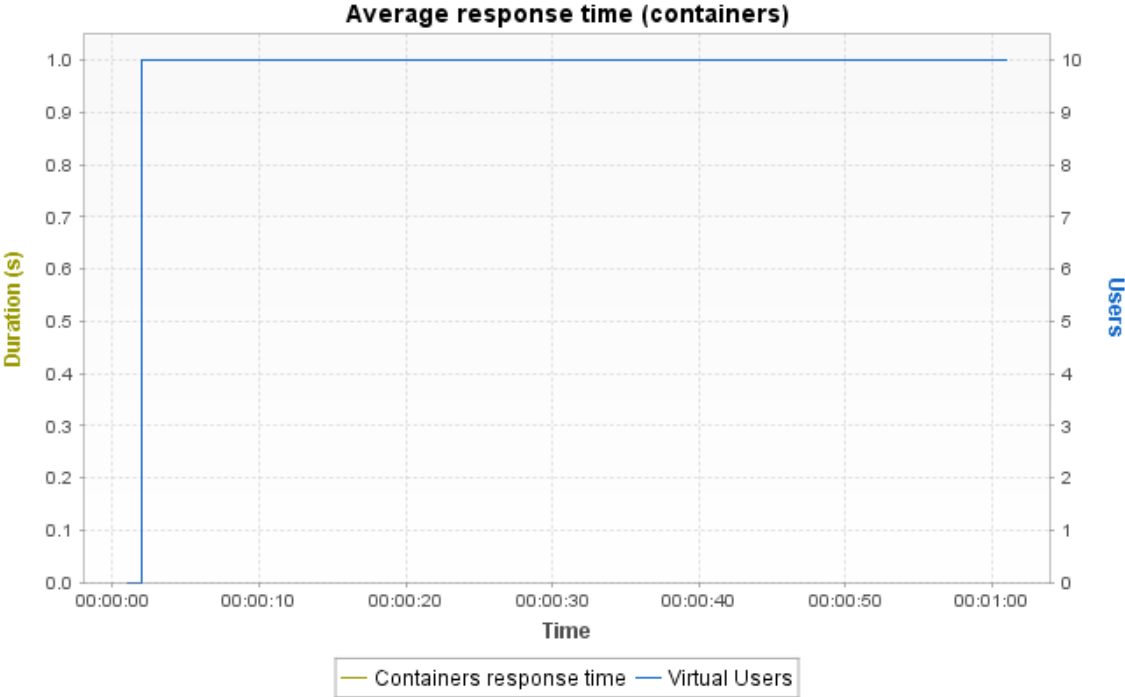
Average request response time



| Graph Min | Average | Graph Max | Graph Median | Graph Avg-90% | Graph Std. Dev. |
|-----------|---------|-----------|--------------|---------------|-----------------|
| 0 | 0 | 0 | 0 | 0 | 0 |

Notes: Displays the average response time, in seconds, of all requests during the test.

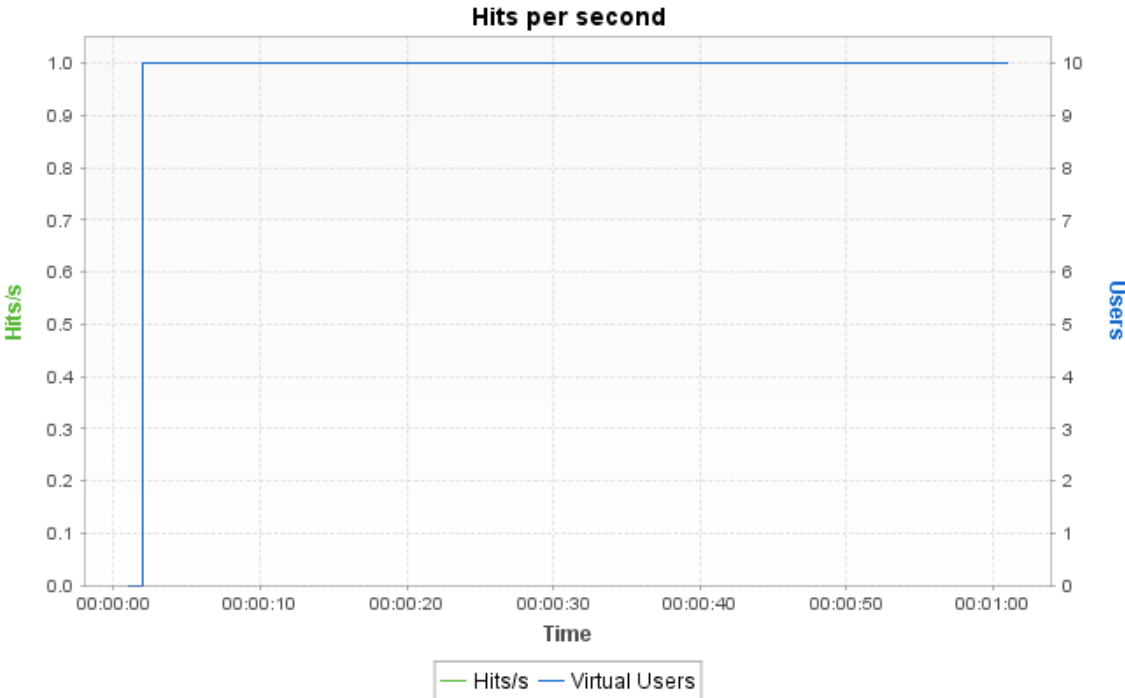
Average response time (containers)



| Graph Min | Average | Graph Max | Graph Median | Graph Avg-90% | Graph Std. Dev. |
|-----------|---------|-----------|--------------|---------------|-----------------|
| 0 | 0 | 0 | 0 | 0 | 0 |

Notes: Displays the average response time, in seconds, of all containers during the test.

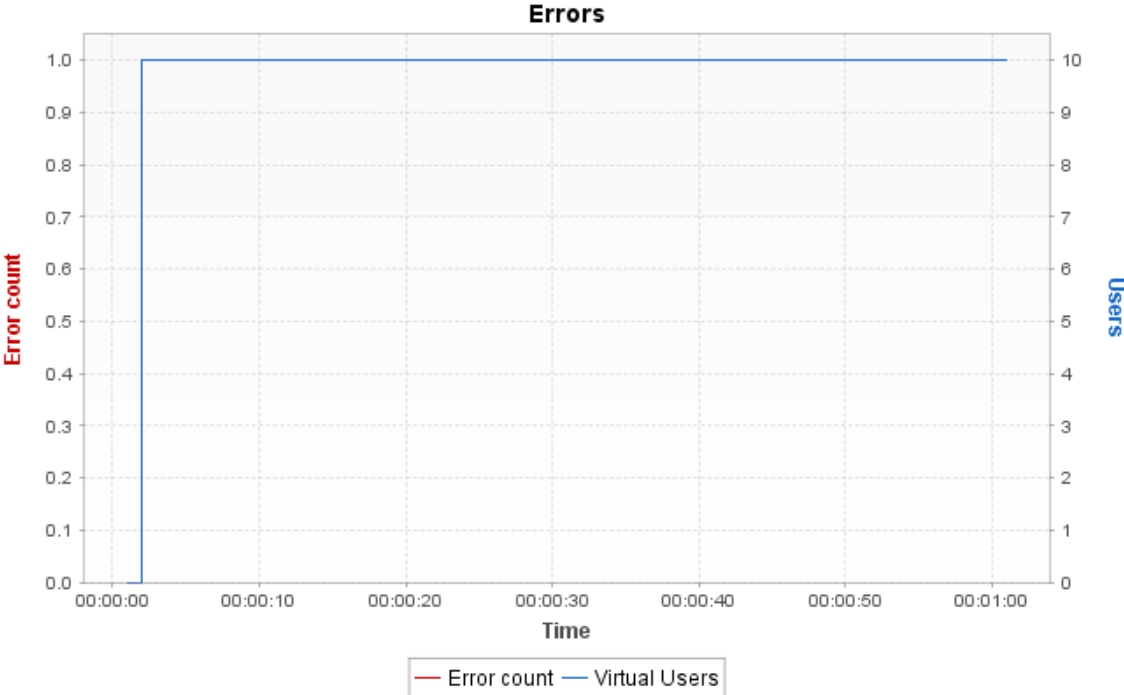
Hits per second



| Graph Min | Average | Graph Max | Graph Median | Graph Avg-90% | Graph Std. Dev. |
|-----------|---------|-----------|--------------|---------------|-----------------|
| 0 | 0 | 0 | 0 | 0 | 0 |

Notes: Displays the number of hits on the server by Virtual Users.

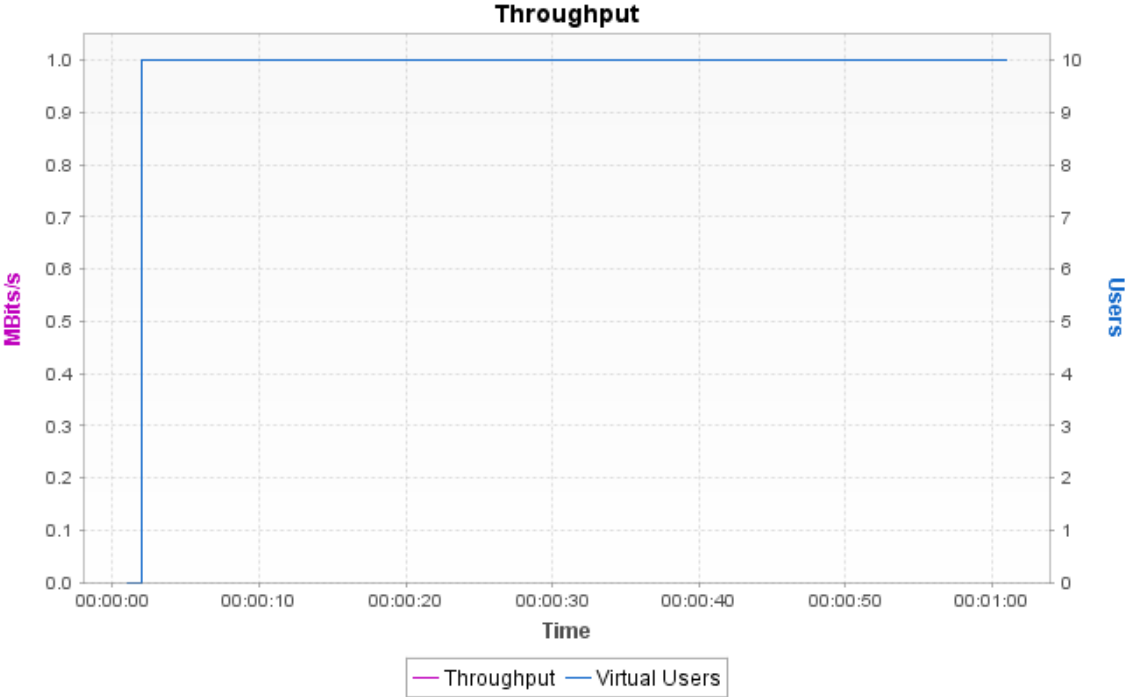
Errors



| Graph Min | Average | Graph Max | Graph Median | Graph Avg-90% | Graph Std. Dev. |
|-----------|---------|-----------|--------------|---------------|-----------------|
| 0 | 0 | 0 | 0 | 0 | 0 |

Notes: Displays the number of errors per sampling interval.

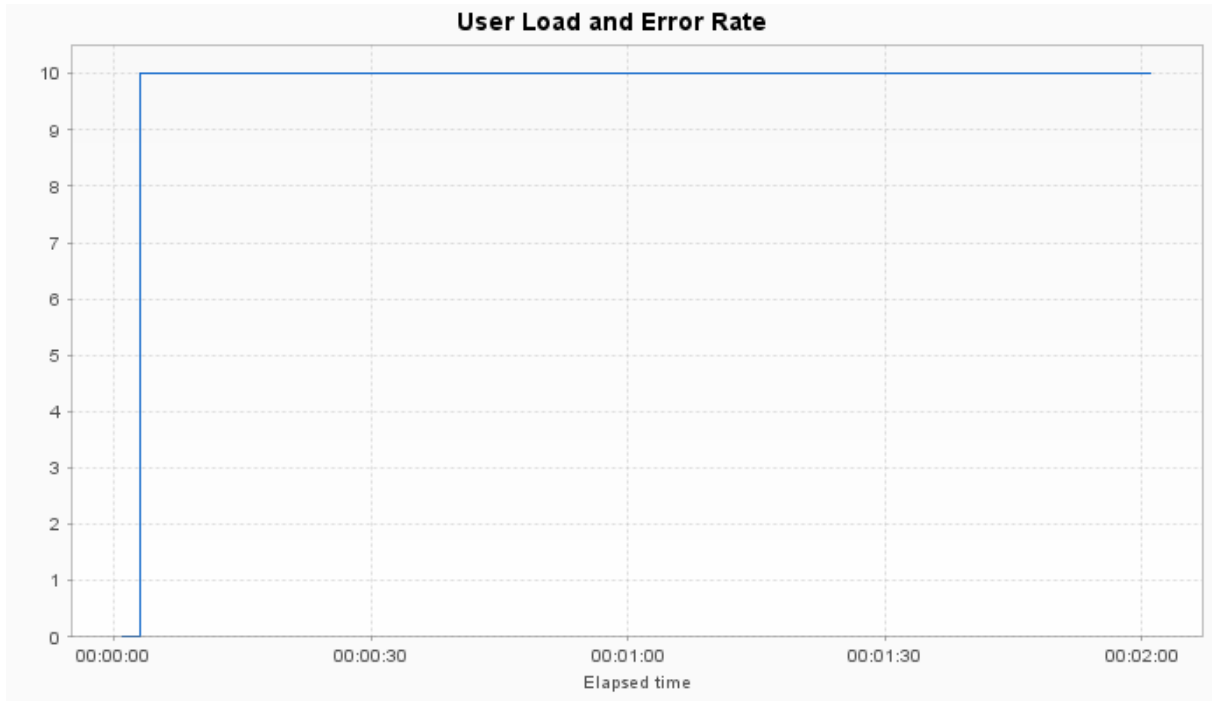
Throughput



| Graph Min | Average | Graph Max | Graph Median | Graph Avg-90% | Graph Std. Dev. |
|-----------|---------|-----------|--------------|---------------|-----------------|
| 0 | 0 | 0 | 0 | 0 | 0 |

Notes: Displays the number of megabits of data per second returned by the server.

User Load and Error Rate

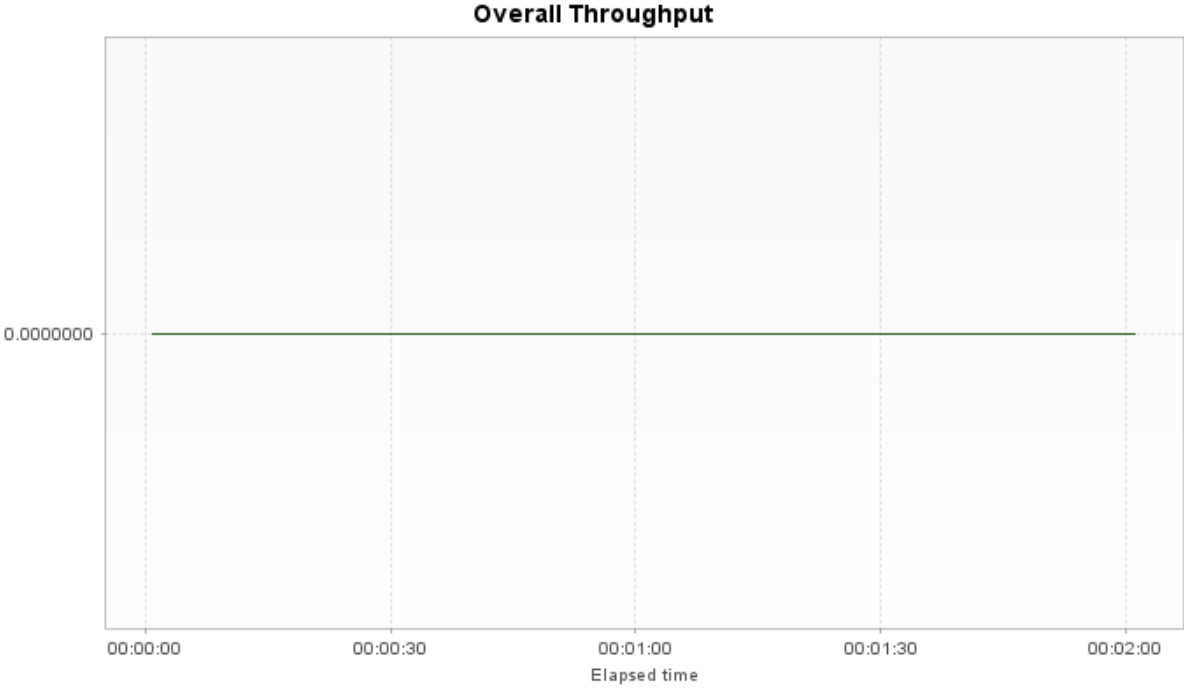


Scale 1 Test first test

| Color | Name | Unit | Statistic |
|-------|-------------------------|--------|-----------|
| Blue | NeoLoad/User Load | | - |
| Red | <all requests> - Errors | Errors | Errors |

| Graph Min | Average | Graph Max | Graph Median | Graph Avg-90% | Graph Std. Dev. |
|-----------|---------|-----------|--------------|---------------|-----------------|
| <0.01 | <0.01 | <0.01 | <0.01 | <0.01 | <0.01 |

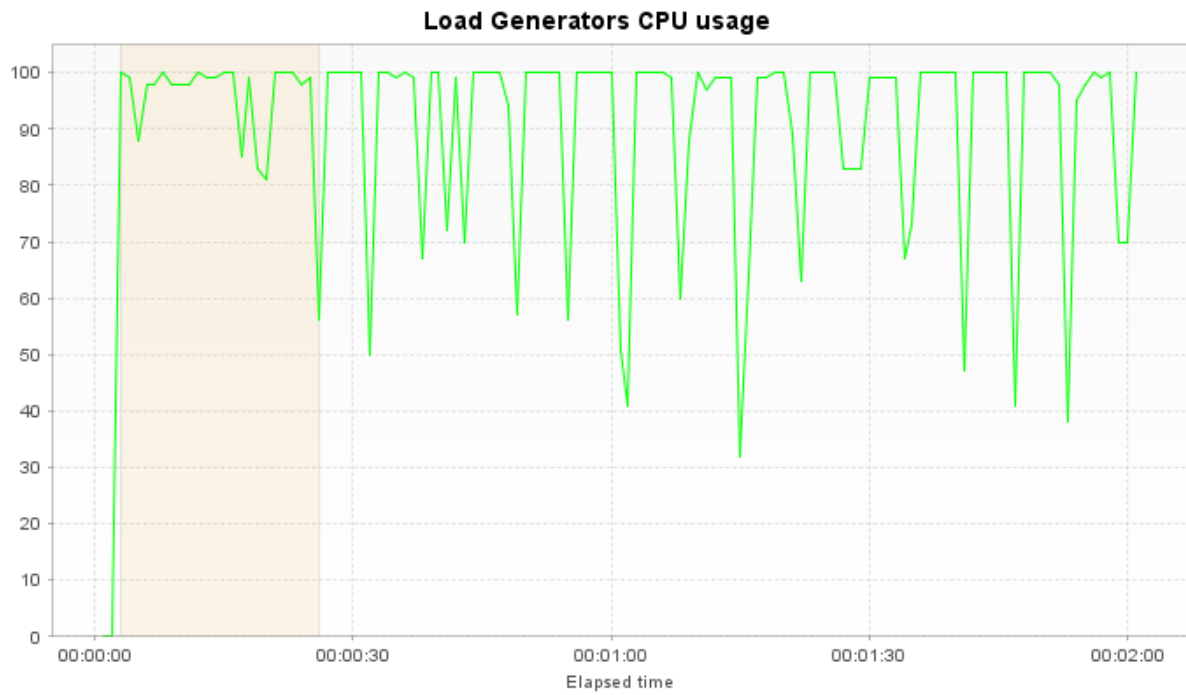
Overall Throughput



Scale 1 **Test** first test
Name NeoLoad/Throughput **Unit** Mb/s
Statistic -

| Graph Min | Average | Graph Max | Graph Median | Graph Avg-90% | Graph Std. Dev. |
|-----------|---------|-----------|--------------|---------------|-----------------|
| <0.01 | <0.01 | <0.01 | <0.01 | <0.01 | <0.01 |

Load Generators CPU usage



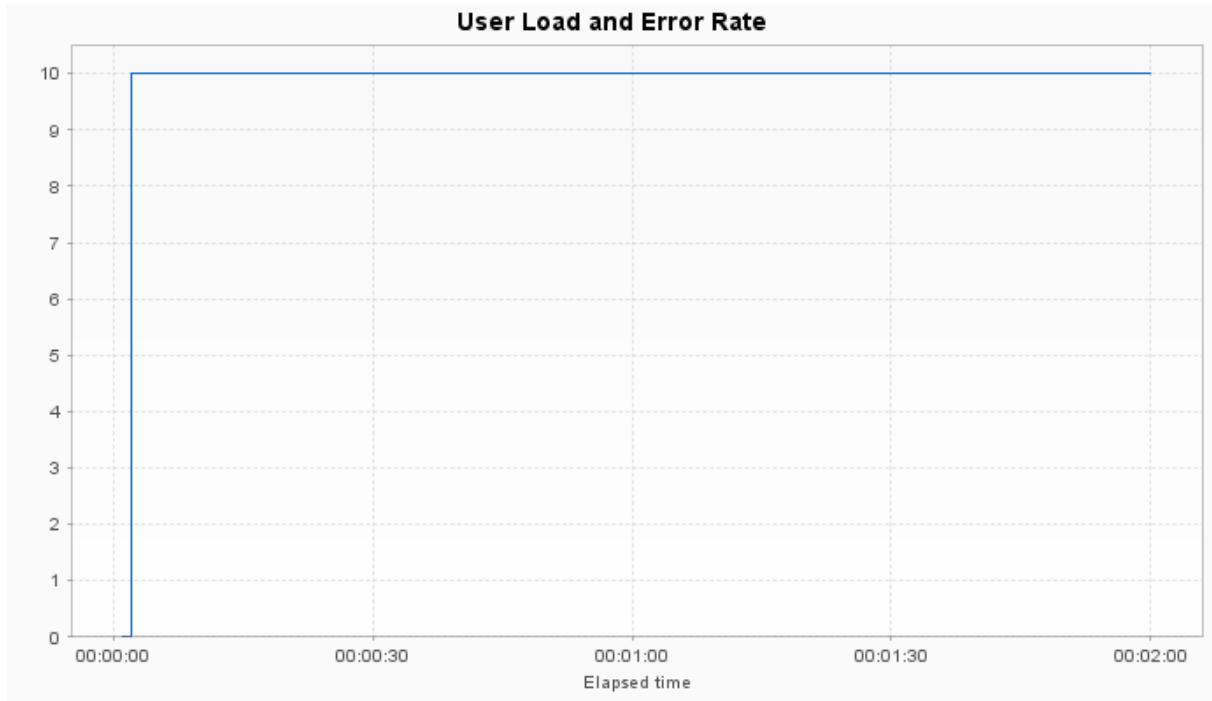
Scale 1 **Test** first test

Name LG localhost/CPU **Unit** %

Statistic -

| Graph Min | Average | Graph Max | Graph Median | Graph Avg-90% | Graph Std. Dev. |
|-----------|---------|-----------|--------------|---------------|-----------------|
| <0.01 | <0.01 | <0.01 | <0.01 | <0.01 | <0.01 |

User Load and Error Rate

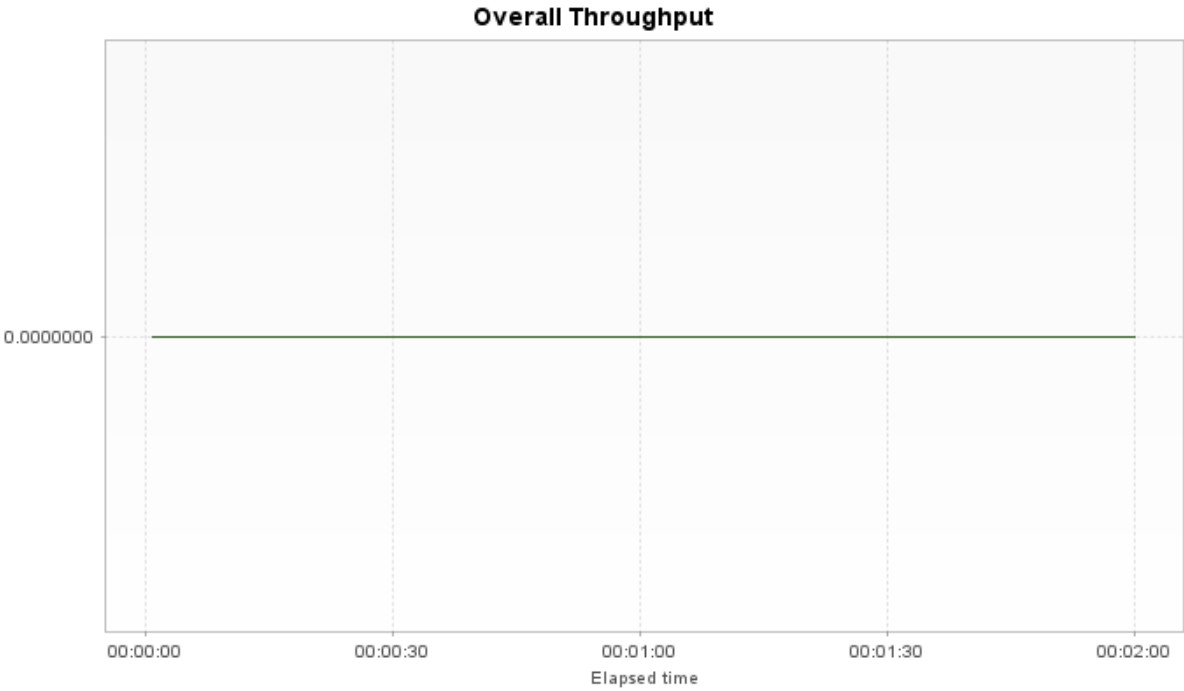


Scale 1 Test second test

| Color | Name | Unit | Statistic |
|-------|-------------------------|--------|-----------|
| Blue | NeoLoad/User Load | | - |
| Red | <all requests> - Errors | Errors | Errors |

| Graph Min | Average | Graph Max | Graph Median | Graph Avg-90% | Graph Std. Dev. |
|-----------|---------|-----------|--------------|---------------|-----------------|
| <0.01 | <0.01 | <0.01 | <0.01 | <0.01 | <0.01 |

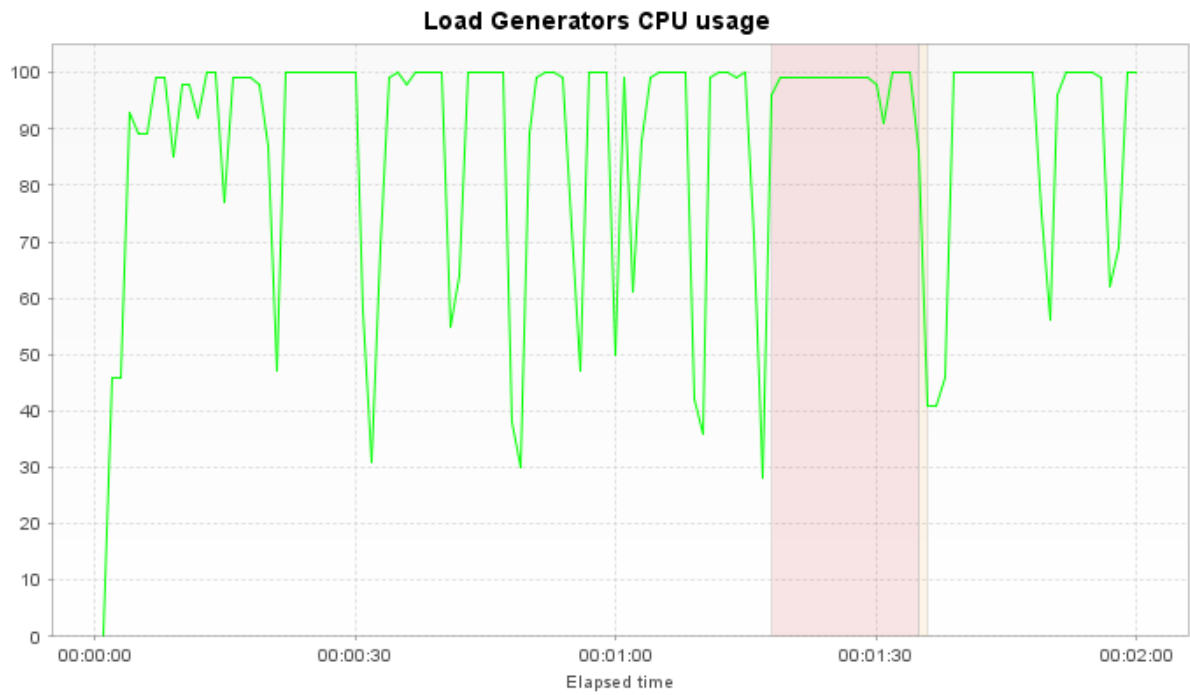
Overall Throughput



Scale 1 **Test** second test
Name NeoLoad/Throughput **Unit** Mb/s
Statistic -

| Graph Min | Average | Graph Max | Graph Median | Graph Avg-90% | Graph Std. Dev. |
|-----------|---------|-----------|--------------|---------------|-----------------|
| <0.01 | <0.01 | <0.01 | <0.01 | <0.01 | <0.01 |

Load Generators CPU usage



Scale 1 **Test** second test

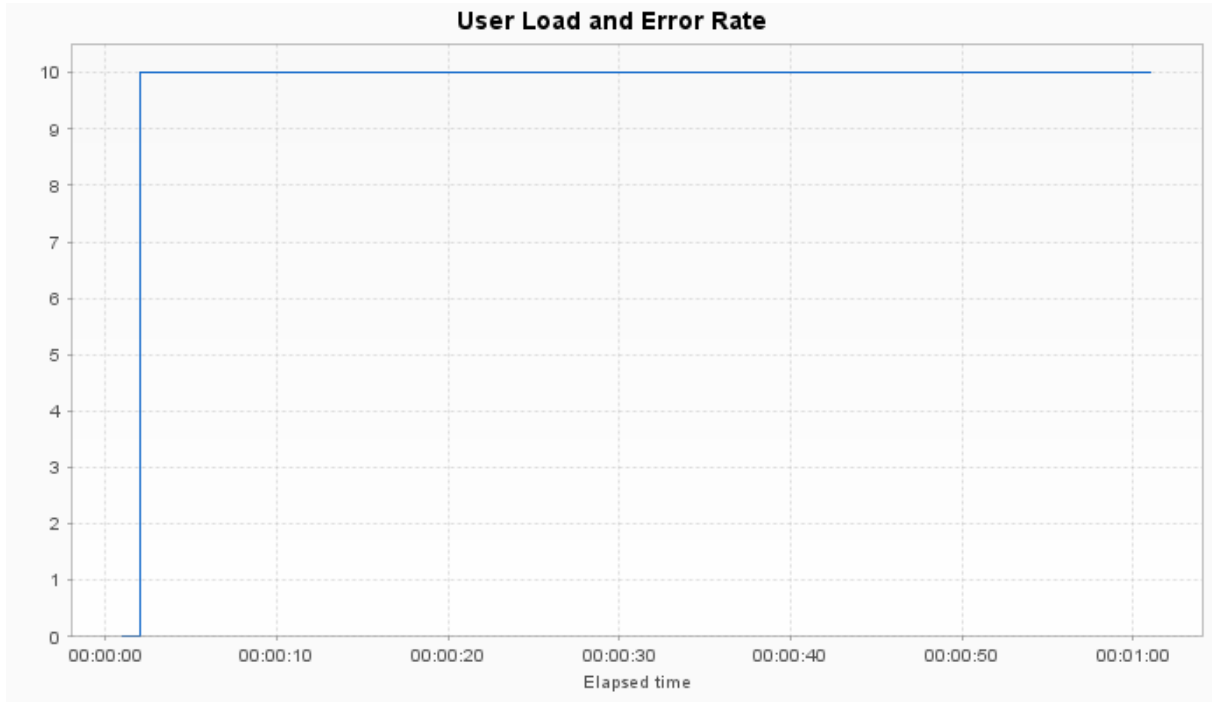
Name LG localhost/CPU **Unit** %

Statistic -

| Graph Min | Average | Graph Max | Graph Median | Graph Avg-90% | Graph Std. Dev. |
|-----------|---------|-----------|--------------|---------------|-----------------|
| <0.01 | <0.01 | <0.01 | <0.01 | <0.01 | <0.01 |

Notes:

User Load and Error Rate

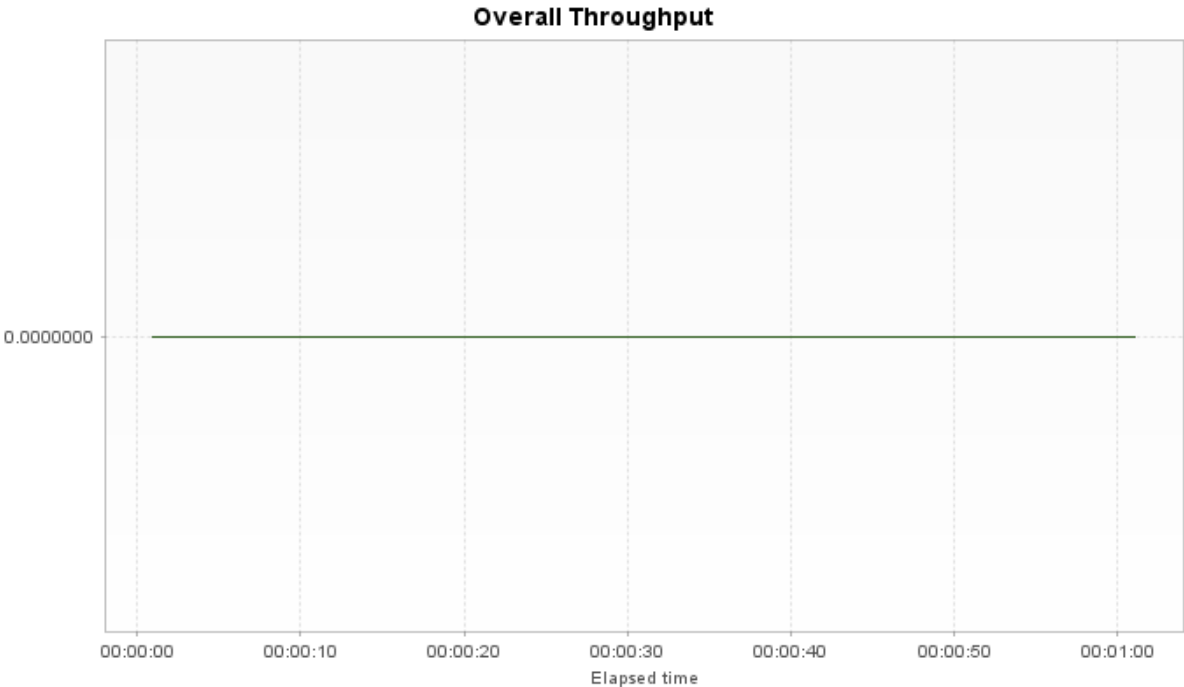


Scale 1 Test 17:31 - 12 Aug 2014

| Color | Name | Unit | Statistic |
|-------|-------------------------|--------|-----------|
| Blue | NeoLoad/User Load | | - |
| Red | <all requests> - Errors | Errors | Errors |

| Graph Min | Average | Graph Max | Graph Median | Graph Avg-90% | Graph Std. Dev. |
|-----------|---------|-----------|--------------|---------------|-----------------|
| <0.01 | <0.01 | <0.01 | <0.01 | <0.01 | <0.01 |

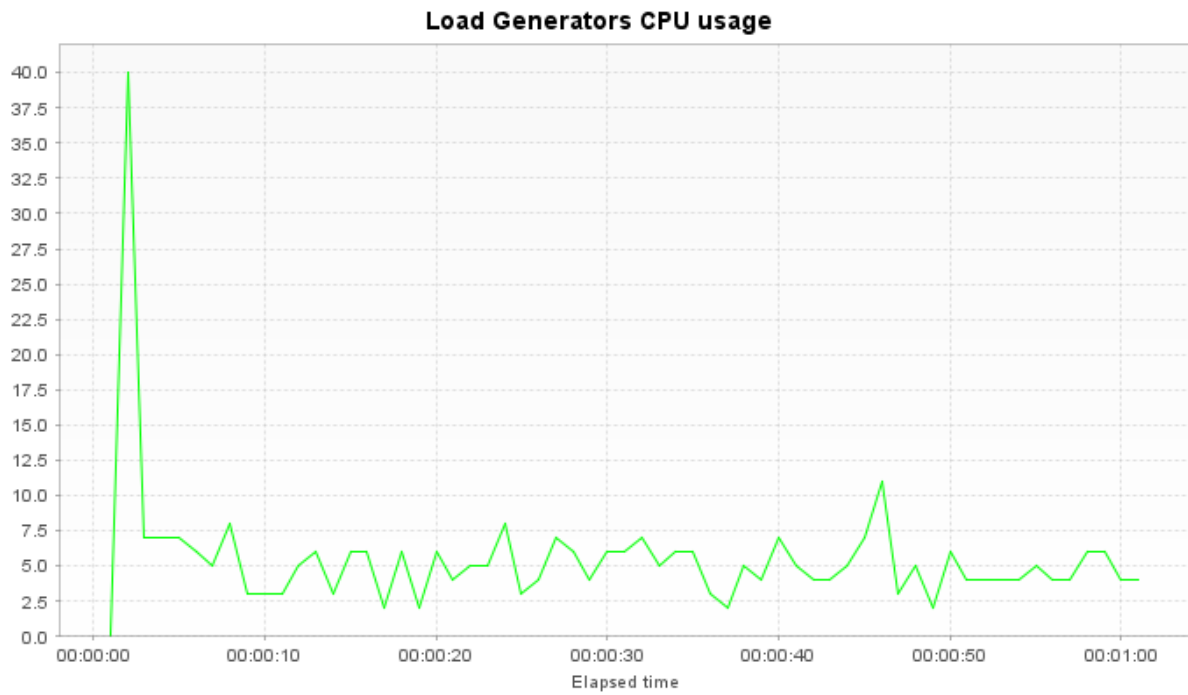
Overall Throughput



Scale 1 **Test** 17:31 - 12 Aug 2014
Name NeoLoad/Throughput **Unit** Mb/s
Statistic -

| Graph Min | Average | Graph Max | Graph Median | Graph Avg-90% | Graph Std. Dev. |
|-----------|---------|-----------|--------------|---------------|-----------------|
| <0.01 | <0.01 | <0.01 | <0.01 | <0.01 | <0.01 |

Load Generators CPU usage



Scale 1 **Test** 17:31 - 12 Aug 2014

Name LG localhost/CPU **Unit** %

Statistic -

| Graph Min | Average | Graph Max | Graph Median | Graph Avg-90% | Graph Std. Dev. |
|-----------|---------|-----------|--------------|---------------|-----------------|
| <0.01 | <0.01 | <0.01 | <0.01 | <0.01 | <0.01 |